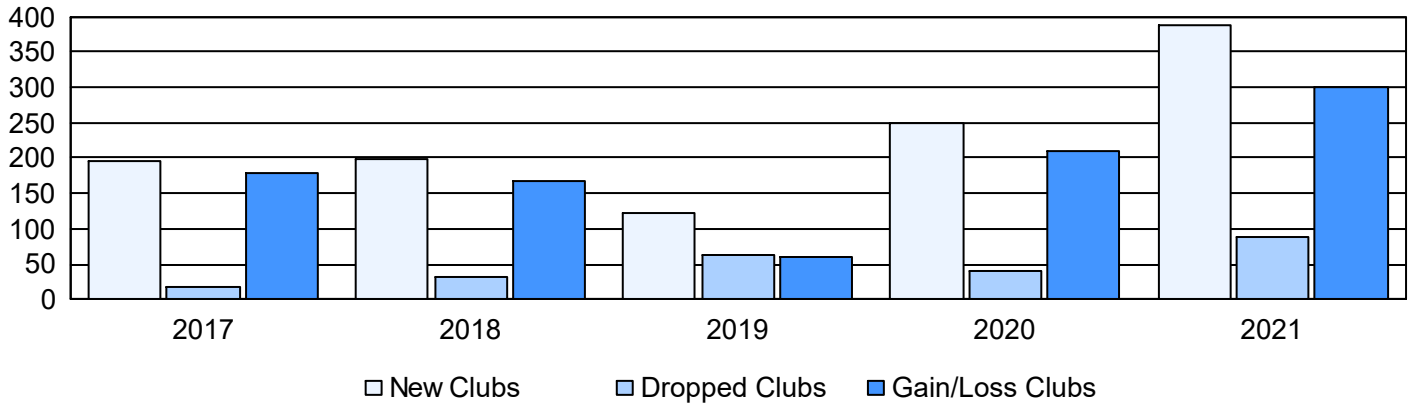
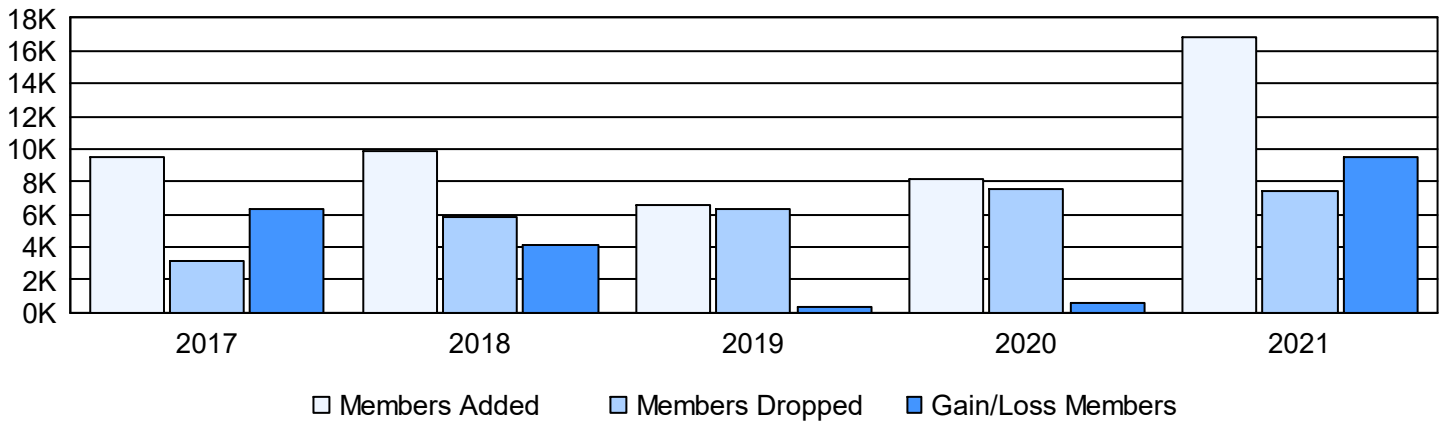


Year	New Clubs	Dropped Clubs	Gain/Loss Clubs	New Members	Charter Members	Reinstate Members	Transfer Members	Total Member Added	Total Members Dropped	Gain/Loss Members
2016-2017	195	17	178	4,351	4,933	177	23	9,484	3,213	6,271
2017-2018	199	31	168	4,524	5,044	289	60	9,917	5,786	4,131
2018-2019	123	64	59	2,864	3,457	225	36	6,582	6,289	293
2019-2020	249	40	209	2,298	5,654	195	29	8,176	7,583	593
2020-2021	389	88	301	7,061	9,534	227	52	16,874	7,376	9,498
<b>Average</b>	<b>231</b>	<b>48</b>	<b>183</b>	<b>4,220</b>	<b>5,724</b>	<b>223</b>	<b>40</b>	<b>10,207</b>	<b>6,049</b>	<b>4,157</b>

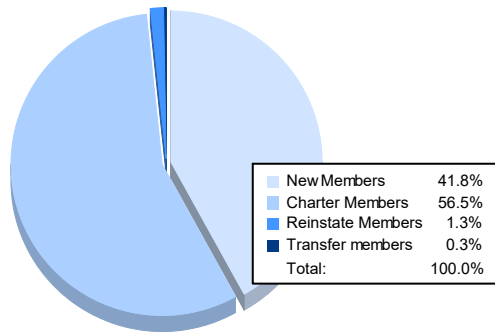
### Clubs



### Members



### Membership Composition June 2021 Cumulative



### Gender Composition June 2021 Cumulative

